




НАЦІОНАЛЬНЕ  
АГЕНТСТВО  
КВАЛІФІКАЦІЙ

Session 10

# LMIS working. Case of Ukraine. April, 2020-May, 2021


Training webinar, 22-24/11/2021

Volodymyr Kovtunets, NQA, Ukraine



# Analysis of regional Labor markets. Odessa Region. June 2021.

- Presentation of regional labor market needs at forum in Odessa
- Participants
  - Companies/employers
  - Educational institutions
  - Union of Employers
  - Local government



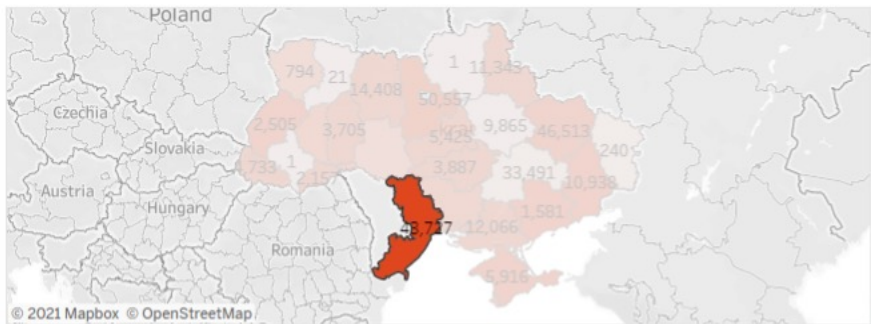
# ETF - Big Data LMI - Ukraine by Burning Glass Europe



Time Occupation Occupation - Education Occupation - Industry Industry Skills To Occupation Company focus Location Language Professional Dashboard



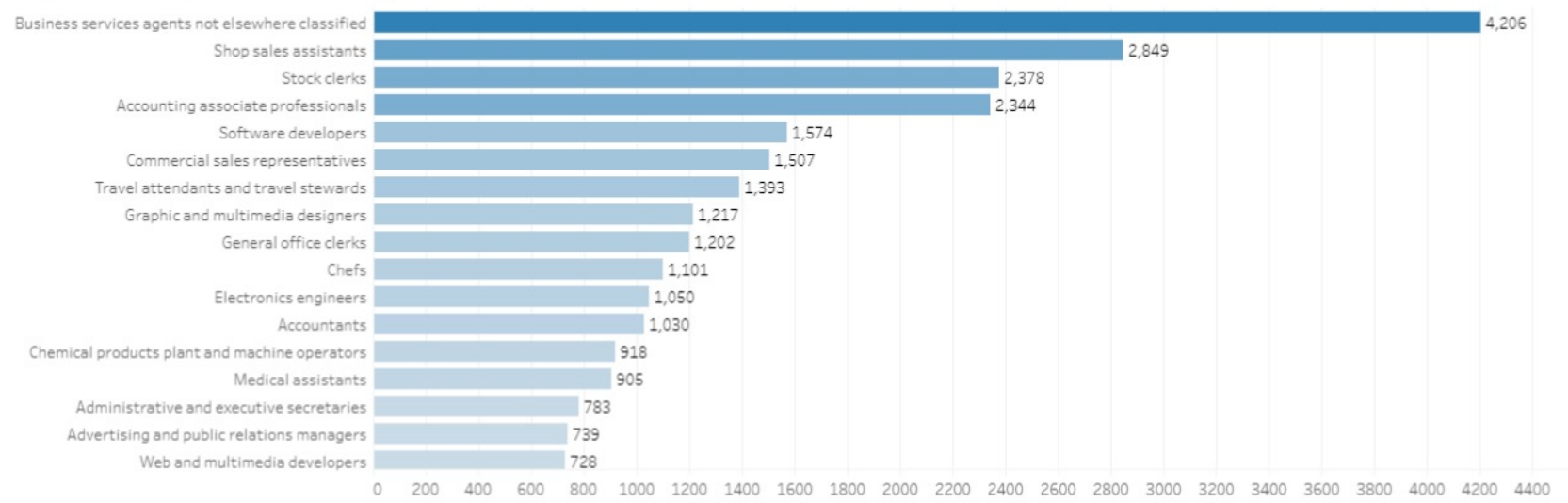
## Location



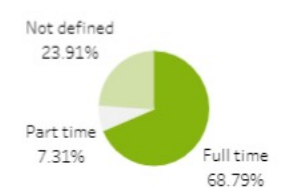
## Occupation (level 1)



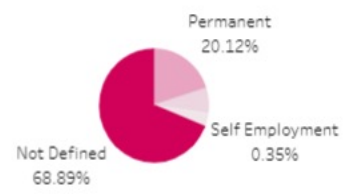
Select the Occupation that you want to Analyze (then select it again to reset your choose)



## Working hours



## Contract



# Ukraine. Needs in qualifications. General data

## ETF - Big Data LMI - Ukraine by Burning Glass Europe



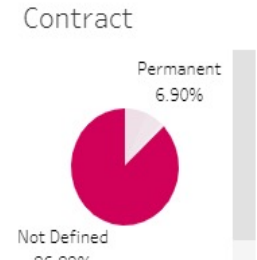
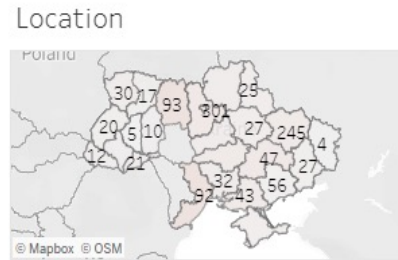
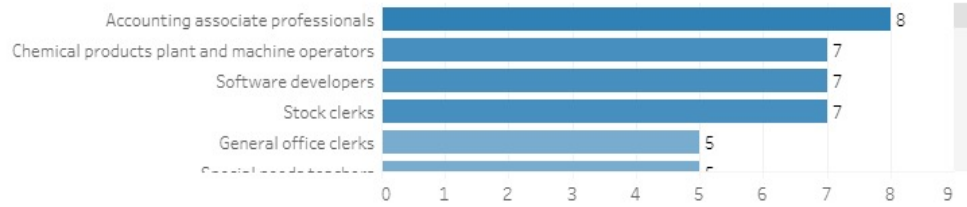
Time Occupation Occupation - Education Occupation - Industry Industry Skills To Occupation Company focus Location Language Professional Dashboard



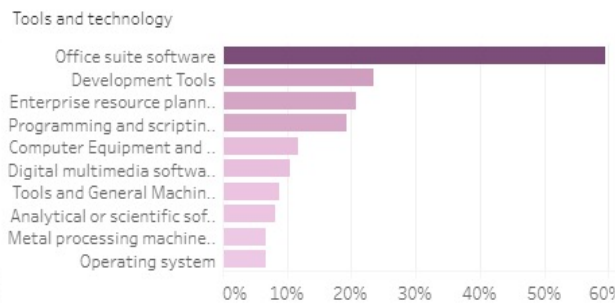
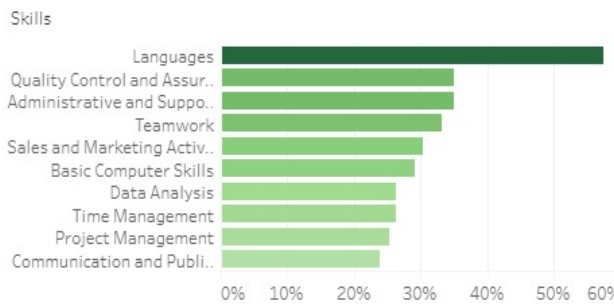
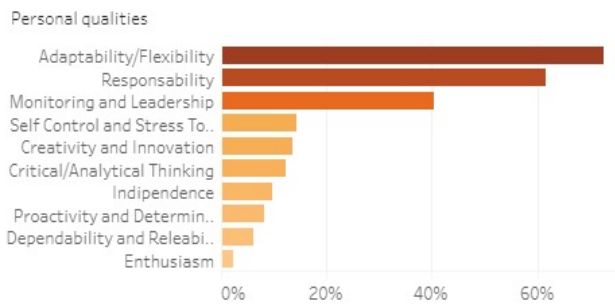
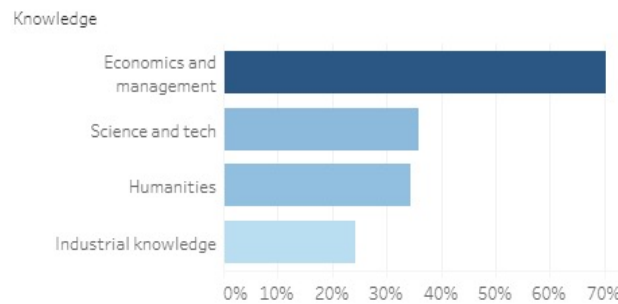
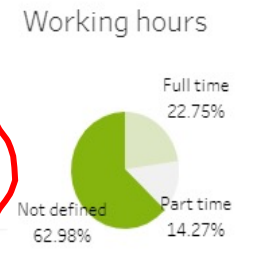
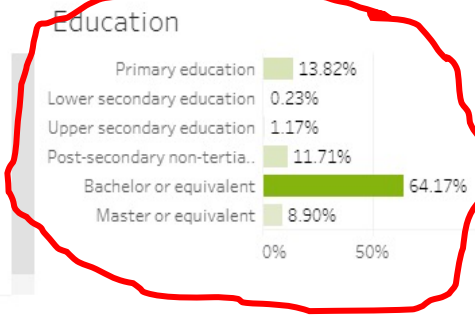
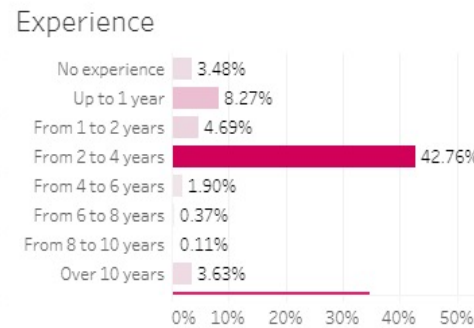
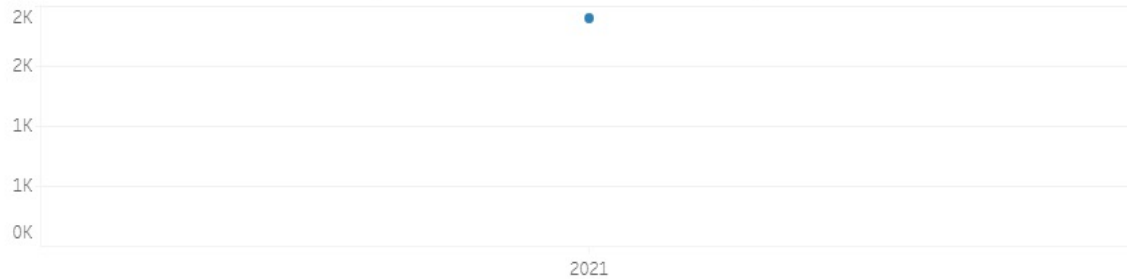
If you want, you can filter by occupation family:

ESCO (Level 1) (All) ESCO (Level 2) (All) ESCO (Level 3) (All)

Select the Occupation that you want to Analyze (then select it again to reset your choice)



Distribution by Release Date (date of publication of the OJV)





# Ukraine. Needs in qualifications. General data

## ETF - Big Data LMI - Ukraine by Burning Glass Europe

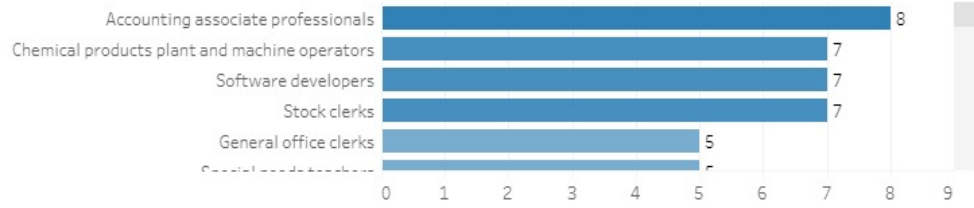


Time Occupation Occupation - Education Occupation - Industry Industry Skills To Occupation Company focus Location Language Professional Dashboard

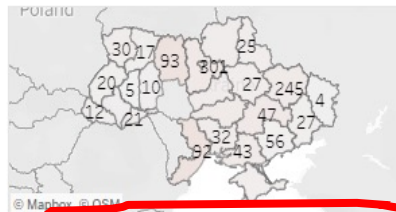


If you want, you can filter by occupation family:  
 ESCO (Level 1) (All) ESCO (Level 2) (All) ESCO (Level 3) (All)

Select the Occupation that you want to Analyze (then select it again to reset your choice)



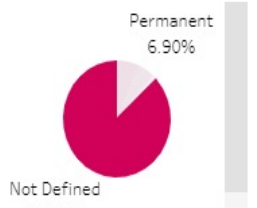
Location



Industry (level 1 NACE)



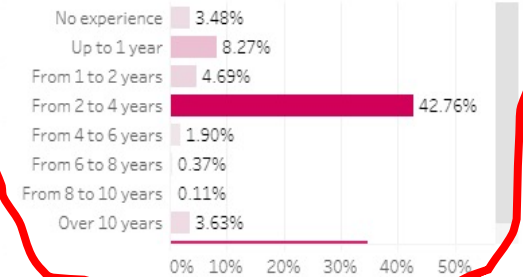
Contract



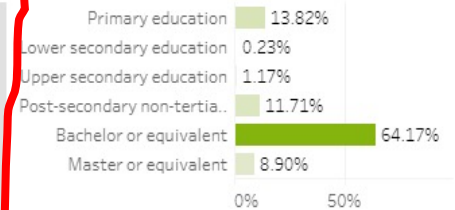
Distribution by Release Date (date of publication of the OJV)



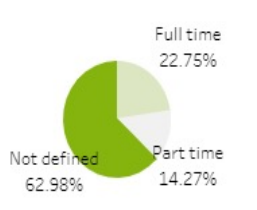
Experience



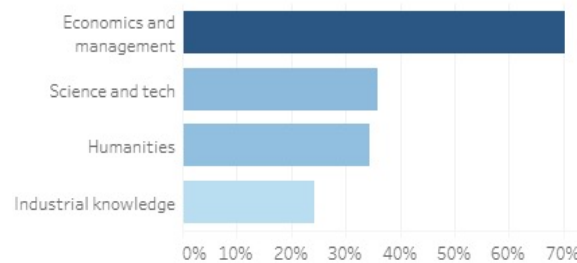
Education



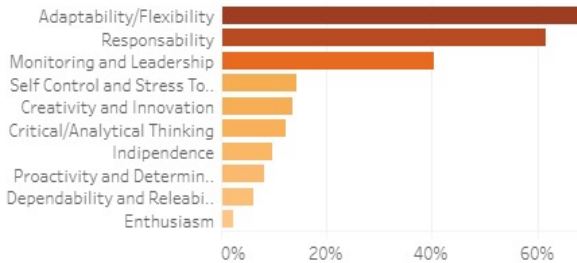
Working hours



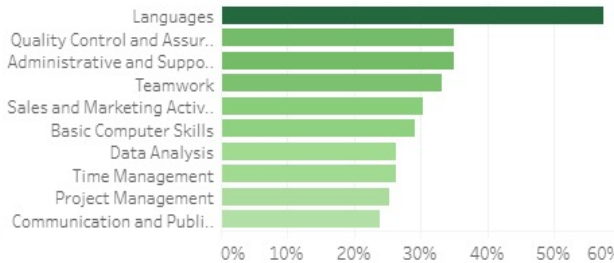
Knowledge



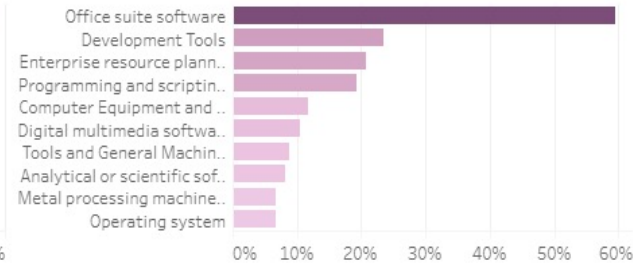
Personal qualities



Skills



Tools and technology



# Comparison. Ukraine – Odessa region

	Odessa region	Ukraine
Tertiary education: bachelor	51,45	61,17
Primary education	19,87	13,82
High secondary education	13,65	1,17
Vocational education	5,64	11,71
Experience 2-4 years	49,71	42,76
Zero experience	4,10	3,48
Professionals	28,79	29,88
Managers	8,15	30,01
Services and retail	11,08	9,13

# Comparison. Odessa region –seasonal changes


	June 2021	December 2020
Sellers	3105	1942
Stewards	1665	876
Clerks	1531	809
Operators of chemical production machines	1209	668
Junior medical staff	1046	614
Secretaries	974	565
Motor vehicle mechanics and repairers	775	415
Cleaning and minor repairs	577	345



НАЦІОНАЛЬНЕ  
АГЕНТСТВО  
КВАЛІФІКАЦІЙ

## Some findings in Odessa

- Seasonal character of labor market
- Highest needs for tertiary education (bachelor) and primary education
- Absence of sailor vacancies (strange!)






# Analysis of regional Labor markets. Odesa Region. June 2021.

## **Main outcomes:**

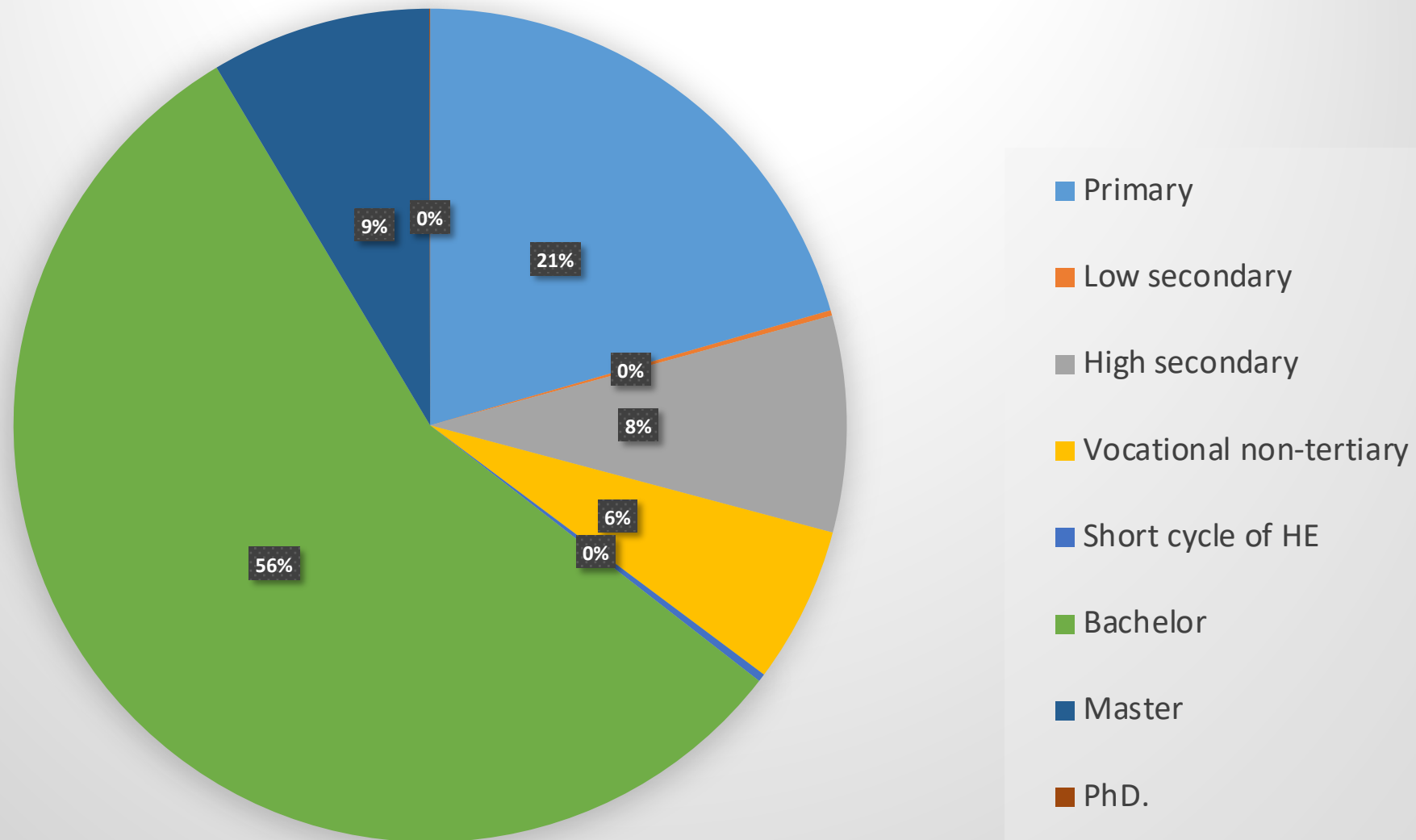
- Better understanding for educational institutions (vocational and tertiary)
- Regional peculiarities of LM
- Educational policy on regional level should be more adaptive



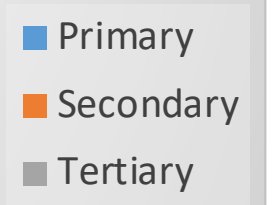
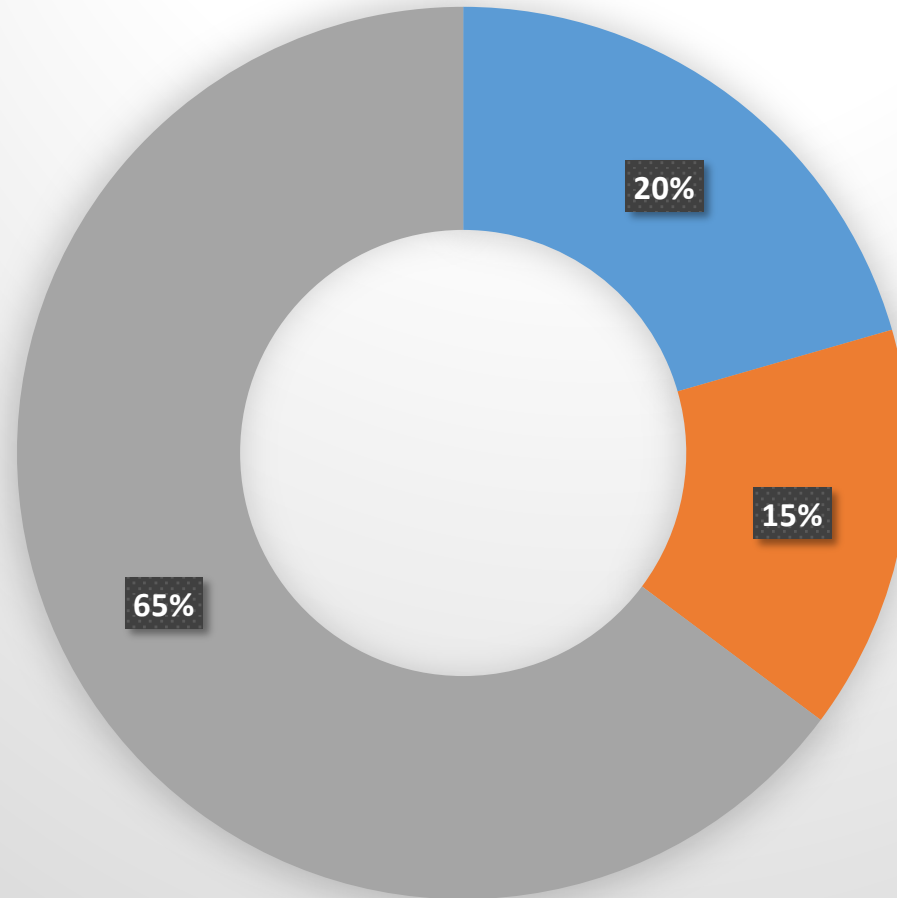
# STUDY OF EDUCATIONAL QUALIFICATION NEEDS AT NATIONAL LEVEL

Level of Education	Average on vacancies %
Primary	20,55
Low secondary	0,21
High secondary	8,39
Vocational non-tertiary	6,07
Short cycle of HE	0,30
Bachelor	55,93
Master	8,54
PhD.	0,03

# LM DEMANDS ON EDUCATIONAL LEVEL



# CONSOLIDATED DATA



## NEEDS IN KNOWLEDGE

Field of knowledge	% of vacancies
Economics and Management	67,52
Science and technologies	41,56
Humanitarian	39,9
Industries	20,54



# SKILLS


Skills	% vacancies
Languages	51,95
Basic computer skills	37,52
Team	36,86
Administrative skills	35,13
Quality ensurance	31,07
Time management	29,35
Project management	27,52
Data analysis	26,83
Sales and Marketing	25,23
Communication and PR	22,45

# PERSONAL QUALITIES

Qualities	% vacancies
Adaptability and flexibility	78,05
Responsibility	47,23
Leadership	36,07
Creativity and innovation	18,38
Self-control and stress resistance	15,68
Critical and analytical thinking	13,95
Proactivity and determination	12,85
Independence	10,4
Reliability	6,12
Enthusiasm	4,7

# CONCLUSIONS AND RECOMMENDATIONS FOR POLICYMAKERS

- ✓ The demand of the labor market in secondary education is low
- ✓ Secondary education may provide more learning outcomes demanded by LM
- ✓ The need for masters is 6-7 times less than graduation
- ✓ Employers are interested in graduates with a high level of mastery of key competencies, which allows in the future to effectively involve them in career / professional growth programs





НАЦІОНАЛЬНЕ  
АГЕНТСТВО  
КВАЛІФІКАЦІЙ

Thank you for  
attention!

